

BoscoLighting's MWFR High Bay Lights are designed to outlast and outperform all the competition. With inbuilt copper heat pipes to efficiently and effectively remove heat from the LED chips, our luminaries run cooler and so last much longer even in areas with poor airflow or extended operation.

Perfect for lighting up warehouses, loading dock, factories, big box retail, gymnasiums, supermarkets, or any other place with high ceilings and a need for consistent and bright light.

This versatile light can be suspended to the ceiling, mounted on the wall or seated on the floor.

Features

- An IP65 rating ensure that these lights are waterproof and suitable for indoor or outdoor use
- Maintenance free and quality build to protect against vibrations and ensure long lasting life
- Electrician friendly - Easy to install
- LED Driver Included
- Supplied with Flex & Plug
- Available in beam angles of 25°, 60°, 90°

Applications

- Sporting locations including gymnasiums, indoor sporting halls and community centres
- Industrial factories, workshops and warehouses
- Supermarkets and exhibition centres
- Tunnels, billboards and swimming pools

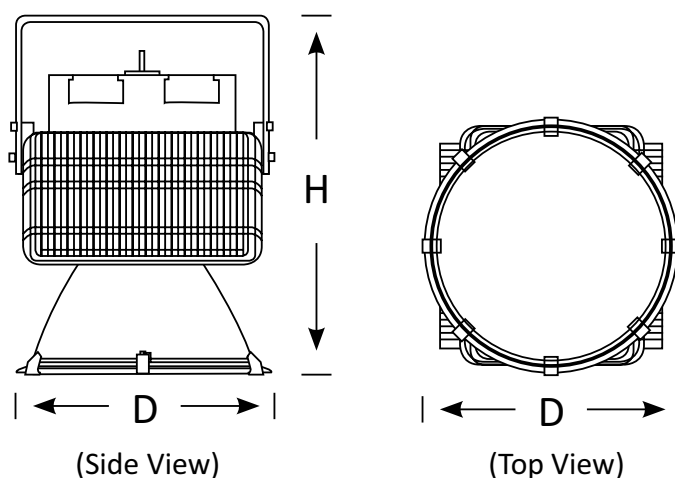

High Bay MWFR



Specs

Connect: AU Standard Flex & Plug

Dimming: Various dimming options available on request



BLBL-MWFR-100

100W High Bay Light
Luminous Flux (lm): 9500
CCT: Whites(3000K-6500K)
Dimensions (mm): D374*H459
Weight(kg): 6.5



BLBL-MWFR-120

120W High Bay Light
Luminous Flux (lm): 11400
CCT: Whites(3000K-6500K)
Dimensions (mm): D374*H467
Weight(kg): 7.4



BLBL-MWFR-150

150W High Bay Light
Luminous Flux (lm): 14250
CCT: Whites(3000K-6500K)
Dimensions (mm): D374*H459
Weight(kg): 8.3



BLBL-MWFR-200

200W High Bay Light
Luminous Flux (lm): 19000
CCT: Whites(3000K-6500K)
Dimensions (mm): D374*H467
Weight(kg): 7.4



BLBL-MWFR-250

250W High Bay Light
Luminous Flux (lm): 23750
CCT: Whites(3000K-6500K)
Dimensions (mm): D374*H459
Weight(kg): 8.3



BLBL-MWFR-300

300W High Bay Light
Luminous Flux (lm): 28500
CCT: Whites(3000K-6500K)
Dimensions (mm): D374*H459
Weight(kg): 8.3



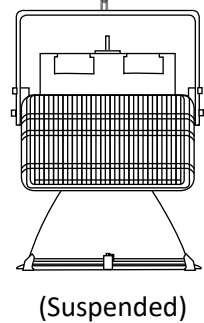
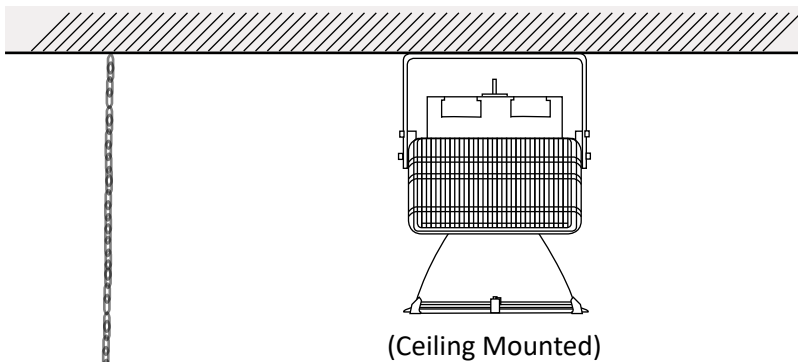
BLBL-MWFR-400

400W High Bay Light
Luminous Flux (lm): 38000
CCT: Whites(3000K-6500K)
Dimensions (mm): D374*H497
Weight(kg): 11.2




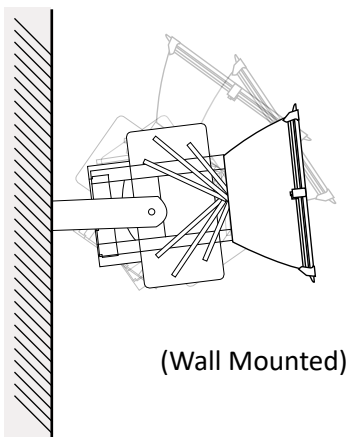
BLBL-MWFR-500

500W High Bay Light
Luminous Flux (lm): 42680
CCT: Whites(3000K-6500K)
Dimensions (mm): D374*H497
Weight(kg): 12



Installation Options

This versatile light can be suspended to the ceiling, mounted on the wall or seated on the floor for different types of applications.



Recommended Model Selection

3m- 5m (100W/120W/150W)

BLBL-MWFR-100

BLBL-MWFR-120

BLBL-MWFR-150

5m- 10m (150W/200W)

BLBL-MWFR-150

BLBL-MWFR-200

10m- 15m (250W/300W)

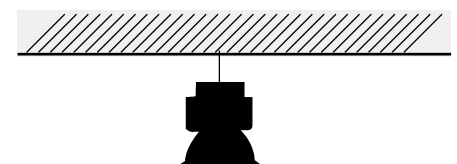
BLBL-MWFR-250

BLBL-MWFR-300

over 15m (400W/500W)

BLBL-MWFR-400

BLBL-MWFR-500



*The recommended lux levels will vary depending on the type of installations and the work carried out inside.