


BoscoLighting's HALO Downlight Series is an added luxury for your commercial or architectural projects. It features extra-deep cone reflector that designed to minimise glare and maximum visual comfort with an excellent light output.

It is perfect for most commercial applications or high-end residential and apartment interior spaces.

With the angled reflector, the lights will direct light to the wall or where an area needs to be highlighted. Alternatively, choosing the flat cone reflector, the product can create symmetrical light distribution.

Reflector options: flat cone reflector and angled reflector.

*Please note: the 7W fitting is not adjustable, not available with angled reflector.



Features

- Range from 7W to 40W
- Tilt angle: approx.30° at a particular direction
- Easy installation
- LED Driver Included
- Supplied with Flex & Plug



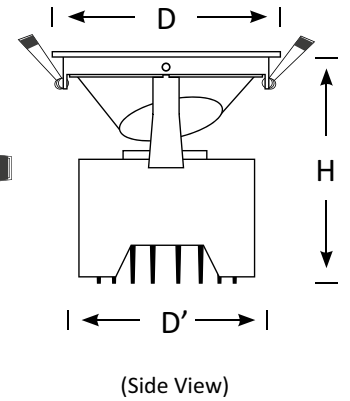
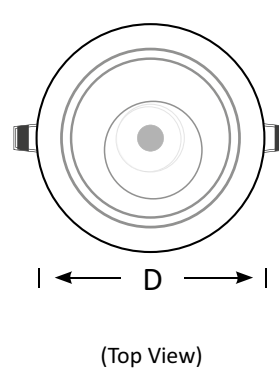
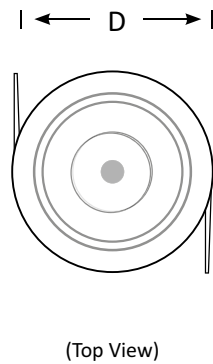
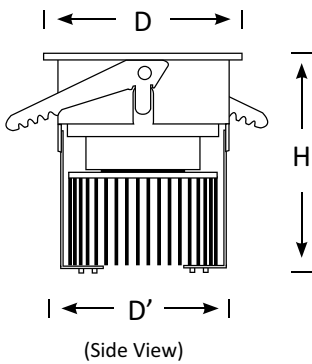
Downlight HALO



Specs

Connect: AU Standard Flex & Plug

Dimming: Various dimming options available on request



BLDL-HALO-07

7W Recessed Downlight
Luminous Flux (lm): 700
CCT: Whites(3000K-6000K)
Viewing Angle: 38°
Dimensions (mm): D62*H85
Cutout(mm): D'50
Weight(kg): 0.2



BLDL-HALO-12

12W Recessed Downlight
Luminous Flux (lm): 1200
CCT: Whites(3000K-6000K)
Viewing Angle: 38°
Dimensions (mm): D86*H115
Cutout(mm): D'75
Weight(kg): 0.4



BLDL-HALO-20

20W Recessed Downlight
Luminous Flux (lm): 2000
CCT: Whites(3000K-6000K)
Viewing Angle: 38°
Dimensions (mm): D110*H140
Cutout(mm): D'100
Weight(kg): 0.6



BLDL-HALO-25

25W Recessed Downlight
Luminous Flux (lm): 2500
CCT: Whites(3000K-6000K)
Viewing Angle: 24°/38°/60°
Dimensions (mm): D140*H155
Cutout(mm): D'130
Weight(kg): 0.8



BLDL-HALO-30

30W Recessed Downlight
Luminous Flux (lm): 2700
CCT: Whites(3000K-6000K)
Viewing Angle: 24°/38°/60°
Dimensions (mm): D168*H200
Cutout(mm): D'155
Weight(kg): 1.1



BLDL-HALO-40

40W Recessed Downlight
Luminous Flux (lm): 3600
CCT: Whites(3000K-6000K)
Viewing Angle: 24°/38°/60°
Dimensions (mm): D198*H210
Cutout(mm): D'185
Weight(kg): 1.3