

## BLEX-104



BLEX-104 produces downward task lighting in a suspended format or surface mounted installation option. It is designed with a deep set lens to reduce glare, perfect for workspaces creating a more natural and soothing work or learning space.

Supplied as standard in 1m or 2m lengths. The high quality aluminium extrusion can be cut to length as your require.

Contact our lighting specialist for more information!

## Features

- Easy to cut to size or extend as needed
- Good heatsinking for LED longevity
- Fitting colour can be customised\*

\*may be subject to minimum order quantities

## Accessories

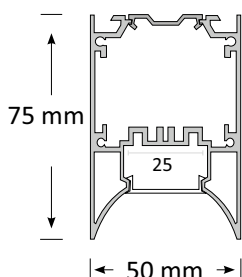


- 2 Metal end caps per standard length
- Diffuser -Frosted
- 2 Mounting brackets per standard length
- Suspension Kit (Pair) -Optional per request


## Product Specifications

IP Rating	20
Dimensions (mm)	1000*50*75
Weight (kg)	1.5
Warranty (yrs)	3

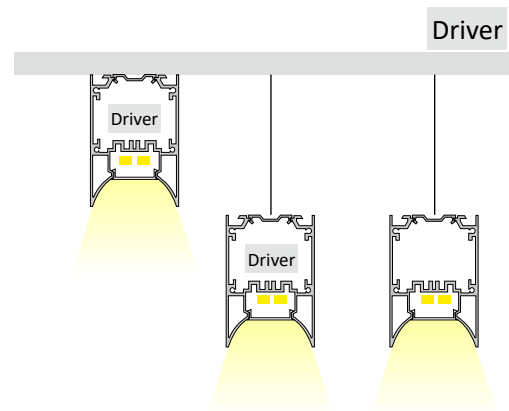
## Product Dimensions



## Extrusion 104



## Installation Instruction



Extrusion can be surface mounted to ceilings with brackets or suspended using suspension kits.

This extrusion can accommodate several BoscoLighting SMD5050 or SMD3528 strips for maximum illumination.

Place drivers inside the upper section of the extrusion, otherwise, place it remotely.

\*LEDs and driver not included.